

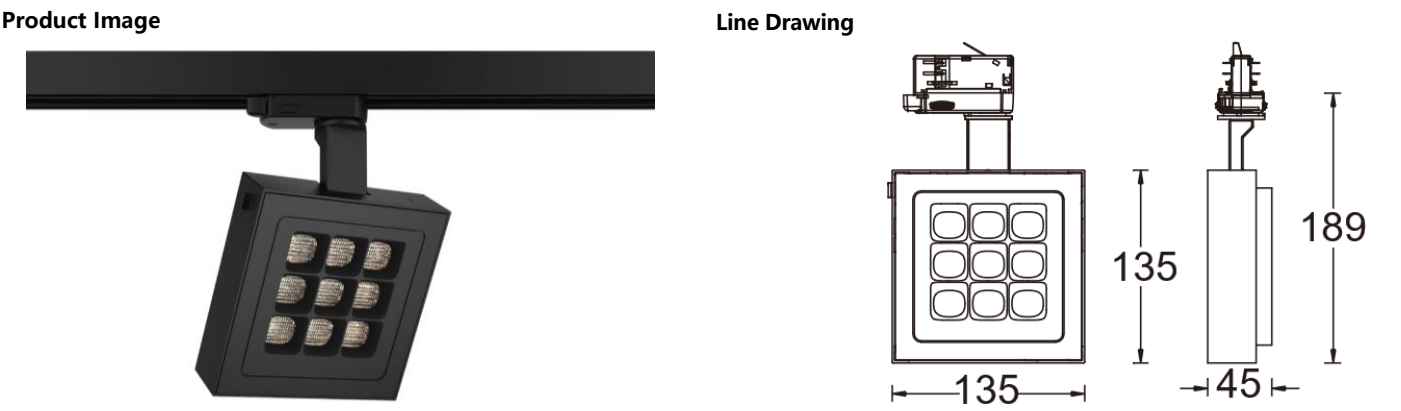
FALCON SUBROSA® WALL WASHER

WAC LIGHTING

W Track Luminaires

Project Name:

Type:



Product Description

FALCON SUBROSA® Wall Washer Series (hereinafter referred to as WW) LED track spotlights, suitable for W three-circuit track, are slim and three-dimensional in structure, and provide precise wall washer light distribution effect through WAC's elaborate optical design. With built-in high-quality LED constant current electrical appliances and advanced wireless dimming control, the fixtures are widely used in museums, art galleries, science and technology centers and other venues.

Product Features

Product Specifications

- **Body Material:** Aluminum Die-Cast Lamp Body, PC Optics
 - **Optical Syatem:** Dual Lens + SUBROSA® Reflector
 - **Finish:** Electrostatic Powder Coating, Black (BK), White (WT)
 - **Angle Adjustment:** Horizontal 0°~365° adjustment; Vertical 0~90° adjustment
 - **Accessories:** Up to additional anti-glare accessories;
 - **Certification:** CCC
 - **IP Rating:** IP20
 - **Insulation Class:** Class I
 - **Operating Temperature:** -20°C~40°C
- **LED Type:** HP LED
 - **Source Power:** 18W or 27W optional
 - **Source Lm:** 3000K: 1575lm(18W) / 2125lm(27W)
4000K: 1665lm(18W) / 2245lm(27W)
 - **LED Lifetime:** >50000h-L70 / B10-Ta25°C(LM-80/TM-21)
 - **CCT/CRI:** 3000K / 4000K; Ra90 or Ra97 optional
 - **SDCM:** 3 SDCM
 - **Input:** 220~240VAC / 50Hz
 - **Dimming:** Knob Dimming(range 10~100%), Wireless Dimming(WAC system is required), DALI, 0-10V dimming (must do matching test with project site in advance)
 - **Net Weight:** Approx. 0.9Kg, without packaging

Order Model

Model	LED	Dimming	Beam	CRI	CCT	Finish
ATL66W		O On-boarding				
FALCON	LD18 LED 18W	D 0-10V	C SUBROSA®	9 90	30 3000K	WT White
SQUARE	LD27 LED 27W	B Wireless	Wall Washer	A 97	40 4000K	BK Black
WW		A DALI				
ATL66W	LD18	O	C	9	30	WT

Exmaple: ATL66WLD18-OC930WT

FALCON SUBROSA® WALL WASHER


WAC LIGHTING

W Track Luminaires

Project Name:

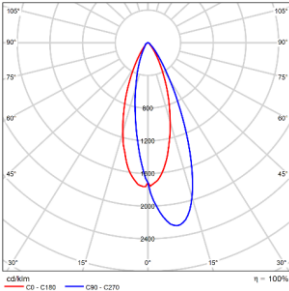
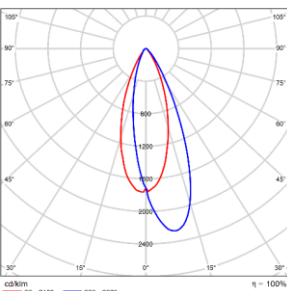
Type:

Accessory

ALENS-ATL66W-SUBROSA Hidden Light Projection Module		ALENS-ATL66-BD Four-leaf Blindfold	
---	---	--	---

Note: Please refer to the instruction manual for installation of the hidden light projection module.

Light Curve Distribution @3000K Data

	MODEL: ATL66WLD18-OC930		MODEL: ATL66WLD27-OC930
	BEAM ANGLE: Wall Washer		BEAM ANGLE: Wall Washer
	POWER: 21W		POWER: 31W
	LUMENS: 1172lm		LUMENS: 1641lm
	CBCP: /		CBCP: /
	EFFICACY: 56lm/W		EFFICACY: 53lm/W